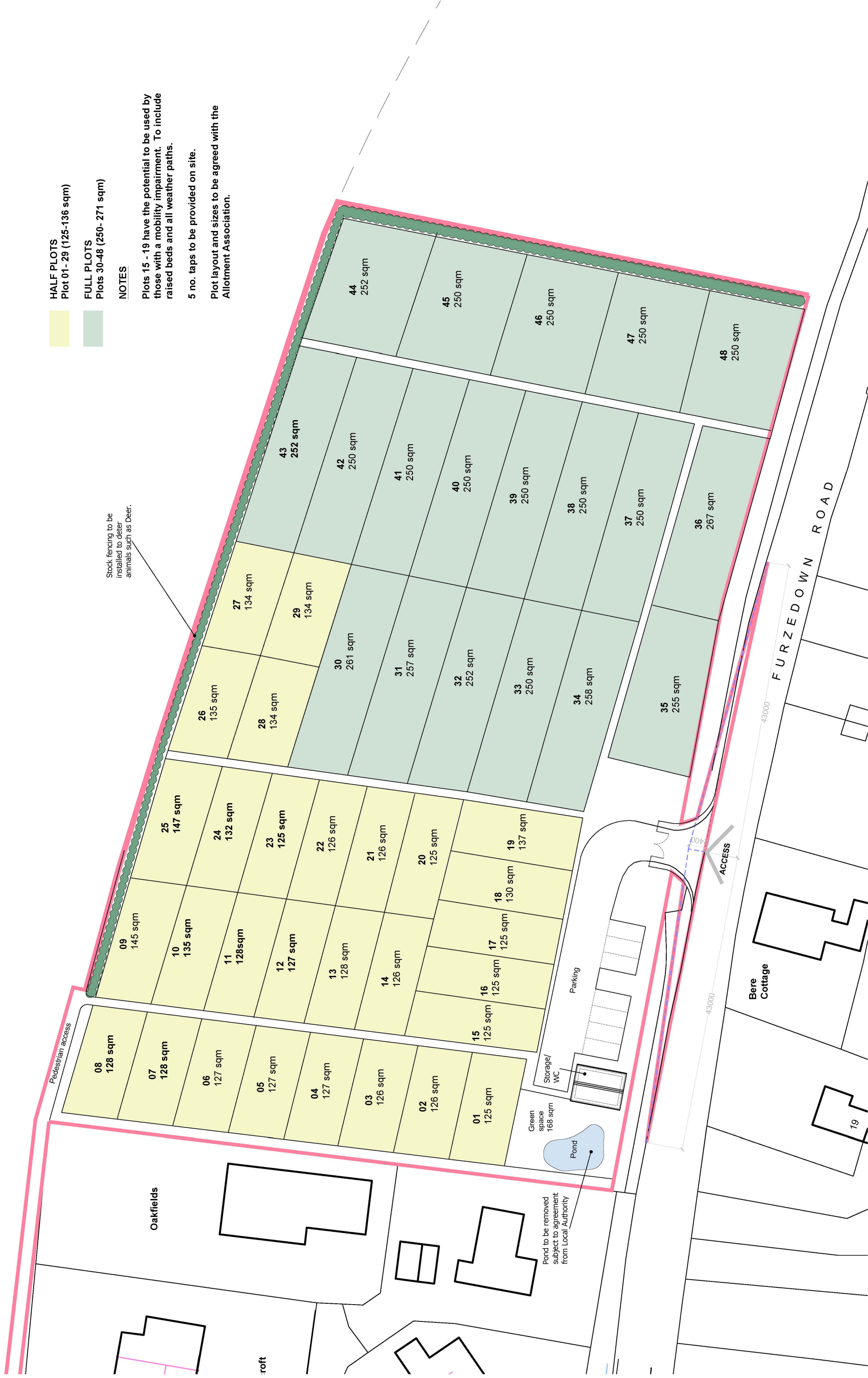


- HALF PLOTS**  
Plot 01-29 (125-136 sqm)
- FULL PLOTS**  
Plots 30-48 (250- 271 sqm)

**NOTES**

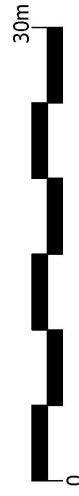
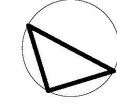
Plots 15 - 19 have the potential to be used by those with a mobility impairment. To include raised beds and all weather paths.  
5 no. taps to be provided on site.  
Plot layout and sizes to be agreed with the Allotment Association.

Stock fencing to be installed to deter animals such as Deer.



**REVISIONS**

ALL DIMENSIONS ARE TO BE CHECKED ON SITE BEFORE WORK IS COMMENCED. THE DESIGN AND DRAWING ARE THE COPYRIGHT OF THE ARCHITECTS. ANY DISCREPANCIES BETWEEN THE DRAWING AND THE PERMITS OR ANY DISCREPANCIES BETWEEN THE DRAWING AND THE TO THE CONSULTANTS. ALL INFORMATION SHOWN ON THE DRAWING IS SUBJECT TO OBTAINING THE NECESSARY STATUTORY CONSENTS.  
Radley House | 20 Staple Gardens | Winchester | Hampshire | SO23 8SR  
t. 01962842228 e. architects@radleyhouse.co.uk w. www.radleyhouse.co.uk



JOB | FURZEDOWN ROAD  
DWG | PROPOSED ALLOTMENT SITE PLAN